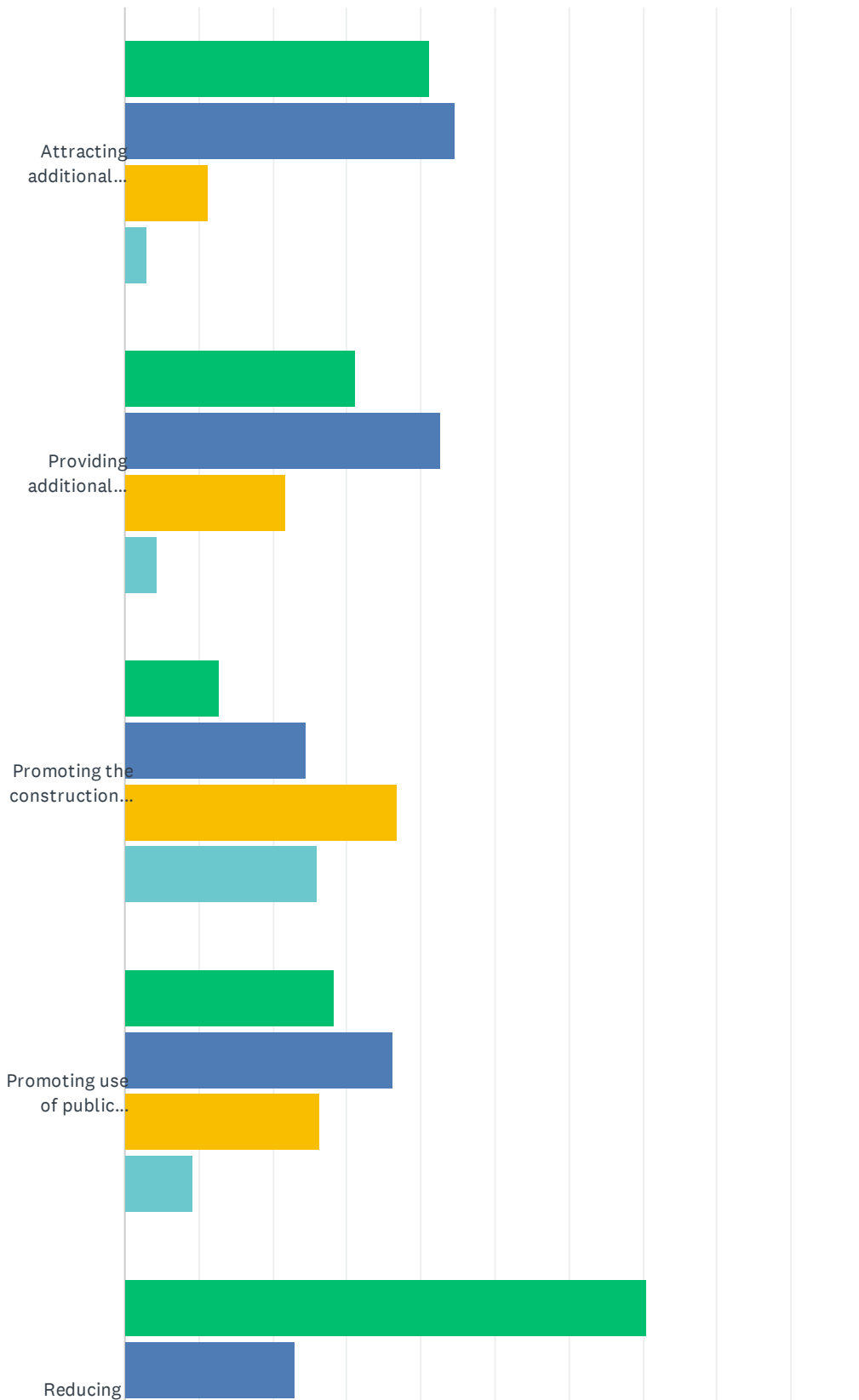
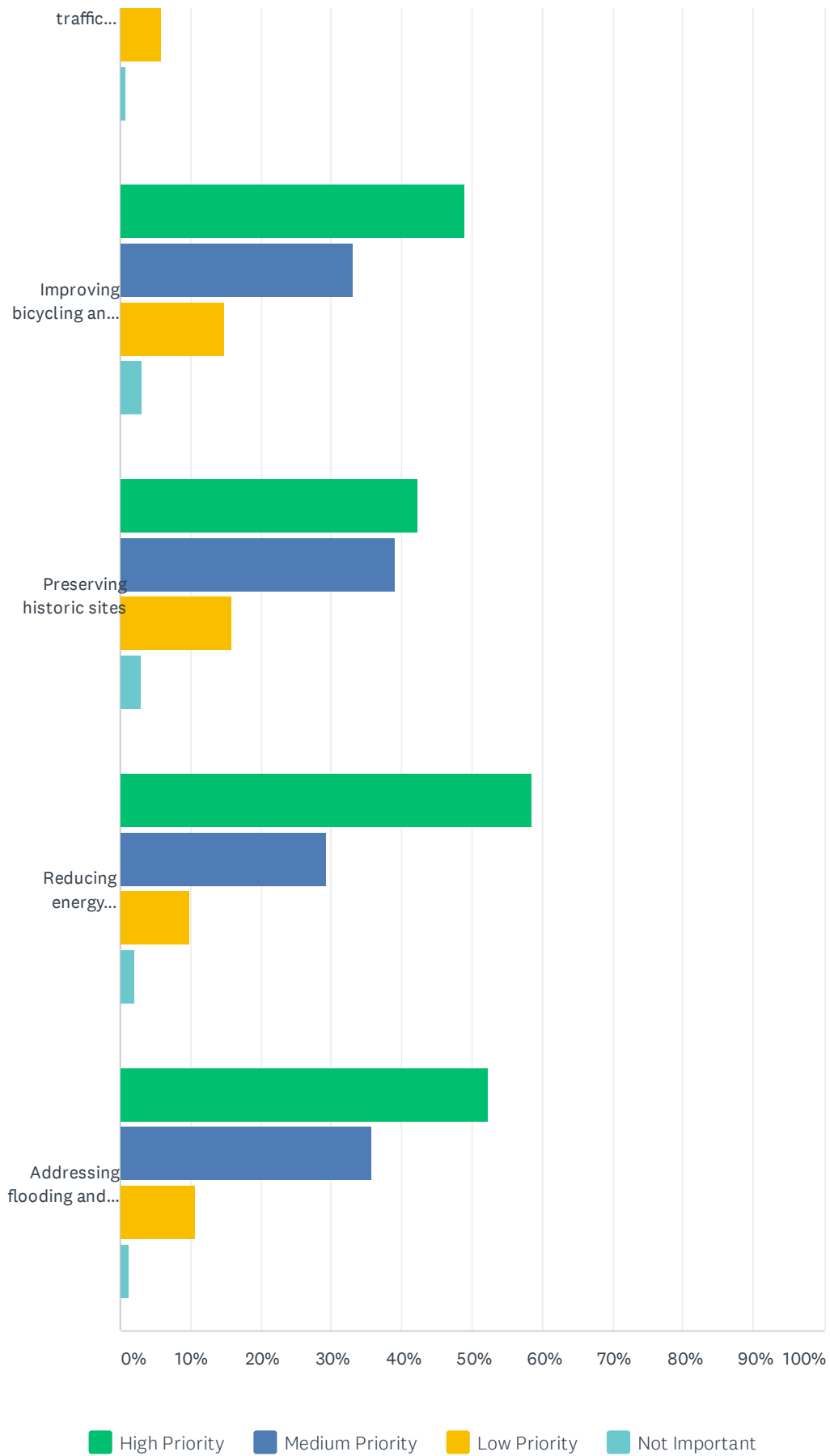


Q1 Please check off the importance of the following issues for Haverford Township over the next 10 to 15 years.

Answered: 3,563 Skipped: 12

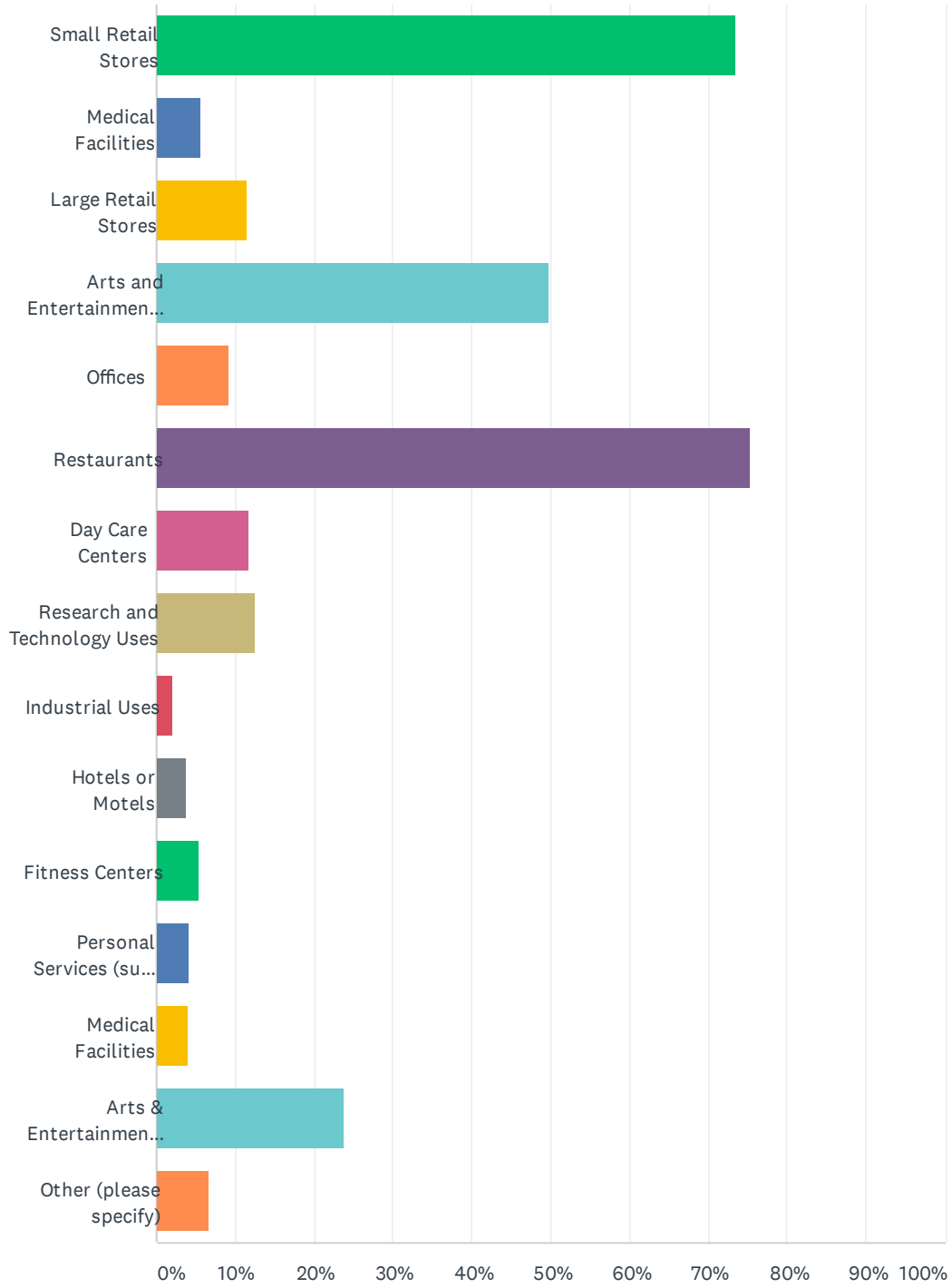




	HIGH PRIORITY	MEDIUM PRIORITY	LOW PRIORITY	NOT IMPORTANT	TOTAL	WEIGHTED AVERAGE
Attracting additional businesses to older commercial areas	41.18% 1,447	44.59% 1,567	11.21% 394	3.02% 106	3,514	1.76
Providing additional parking in older commercial areas	31.24% 1,102	42.57% 1,502	21.77% 768	4.42% 156	3,528	1.99
Promoting the construction of affordable housing	12.69% 444	24.55% 859	36.72% 1,285	26.04% 911	3,499	2.76
Promoting use of public transit	28.27% 993	36.15% 1,270	26.36% 926	9.22% 324	3,513	2.17
Reducing traffic congestion	70.46% 2,488	22.94% 810	5.83% 206	0.76% 27	3,531	1.37
Improving bicycling and pedestrian access	48.94% 1,731	33.02% 1,168	14.81% 524	3.22% 114	3,537	1.72
Preserving historic sites	42.25% 1,488	39.10% 1,377	15.81% 557	2.84% 100	3,522	1.79
Reducing energy consumption and promoting environmental sustainability	58.61% 2,072	29.34% 1,037	9.90% 350	2.15% 76	3,535	1.56
Addressing flooding and stormwater problems	52.27% 1,845	35.75% 1,262	10.65% 376	1.33% 47	3,530	1.61

Q2 Please check the top three types of businesses you would most like to see emphasized in Haverford Township.

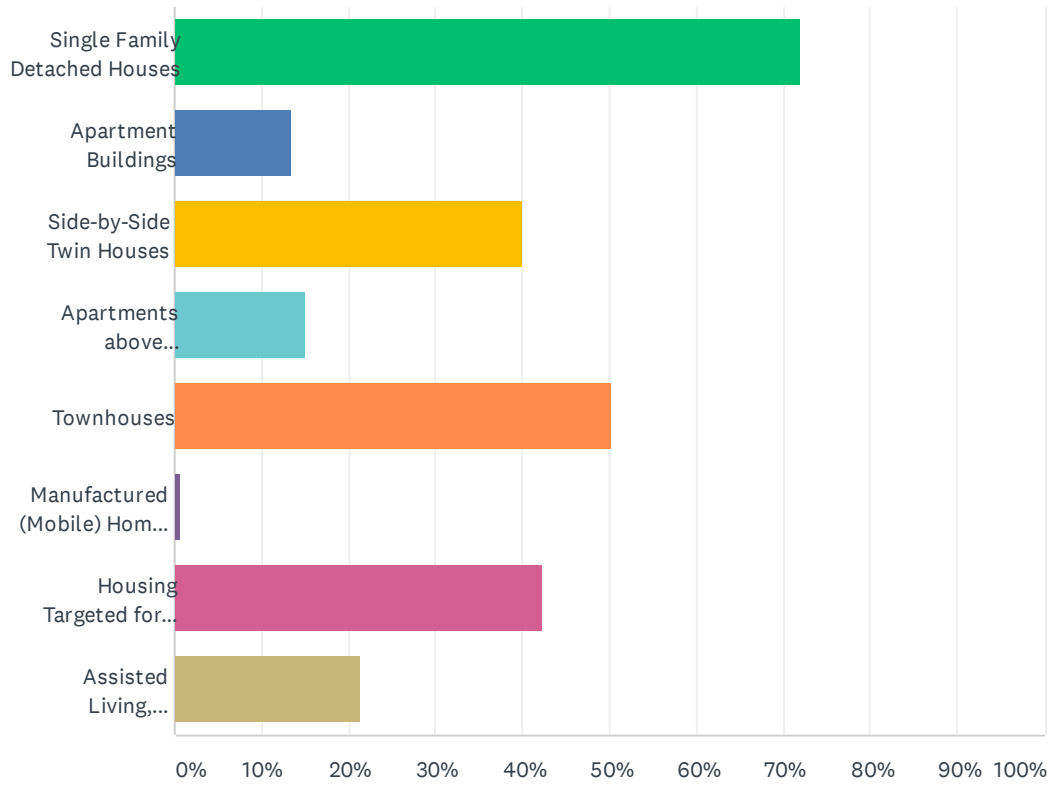
Answered: 3,537 Skipped: 38



ANSWER CHOICES	RESPONSES	
Small Retail Stores	73.40%	2,596
Medical Facilities	5.71%	202
Large Retail Stores	11.42%	404
Arts and Entertainment Uses	49.70%	1,758
Offices	9.13%	323
Restaurants	75.35%	2,665
Day Care Centers	11.73%	415
Research and Technology Uses	12.52%	443
Industrial Uses	2.12%	75
Hotels or Motels	3.68%	130
Fitness Centers	5.40%	191
Personal Services (such as haircutting and nail salons)	4.18%	148
Medical Facilities	4.01%	142
Arts & Entertainment Uses	23.95%	847
Other (please specify)	6.79%	240
Total Respondents: 3,537		

Q3 Please check the top three types of new housing that you believe are most needed in Haverford Township.

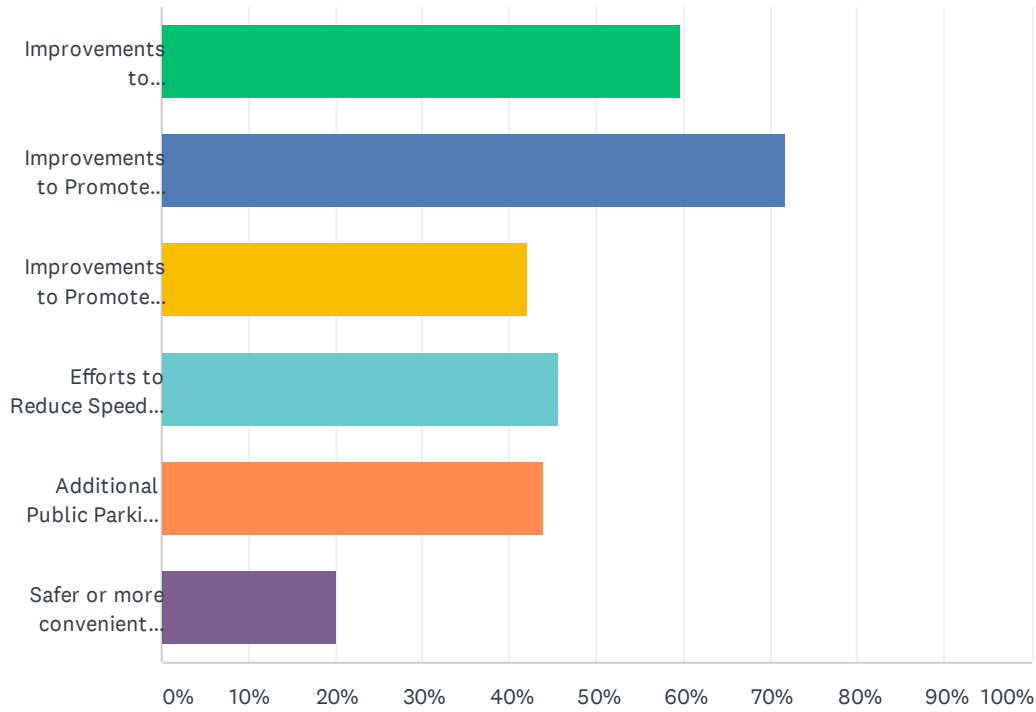
Answered: 3,228 Skipped: 347



ANSWER CHOICES	RESPONSES	
Single Family Detached Houses	71.96%	2,323
Apartment Buildings	13.48%	435
Side-by-Side Twin Houses	39.99%	1,291
Apartments above Businesses	15.06%	486
Townhouses	50.12%	1,618
Manufactured (Mobile) Home Parks	0.71%	23
Housing Targeted for Persons Over Age 55	42.16%	1,361
Assisted Living, Personal Care or Nursing Homes for Seniors	21.28%	687
Total Respondents: 3,228		

Q4 Please check the top three types of transportation improvements you believe are most needed in Haverford Township (other than public transit).

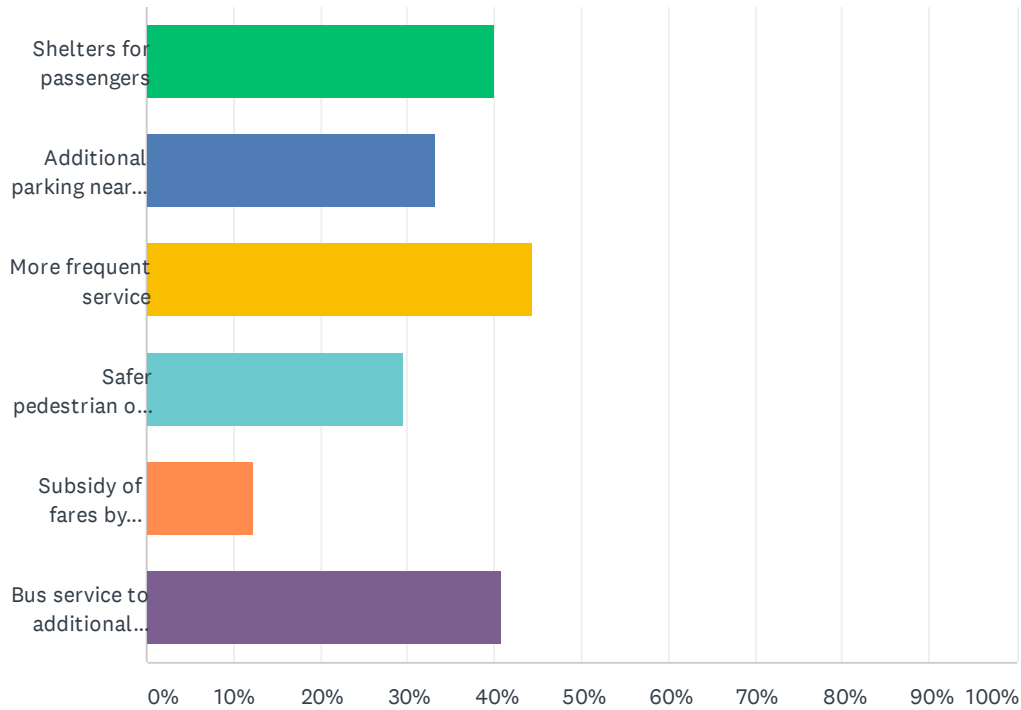
Answered: 3,531 Skipped: 44



ANSWER CHOICES	RESPONSES	
Improvements to Intersections	59.67%	2,107
Improvements to Promote Walking (Sidewalks, Crosswalks, Pedestrian Signals at Intersections)	71.76%	2,534
Improvements to Promote Bicycling	42.11%	1,487
Efforts to Reduce Speeding	45.60%	1,610
Additional Public Parking Areas	43.90%	1,550
Safer or more convenient School Bus Stops	20.08%	709
Total Respondents: 3,531		

Q5 Please check the top two improvements that would cause you to make greater use of public bus services.

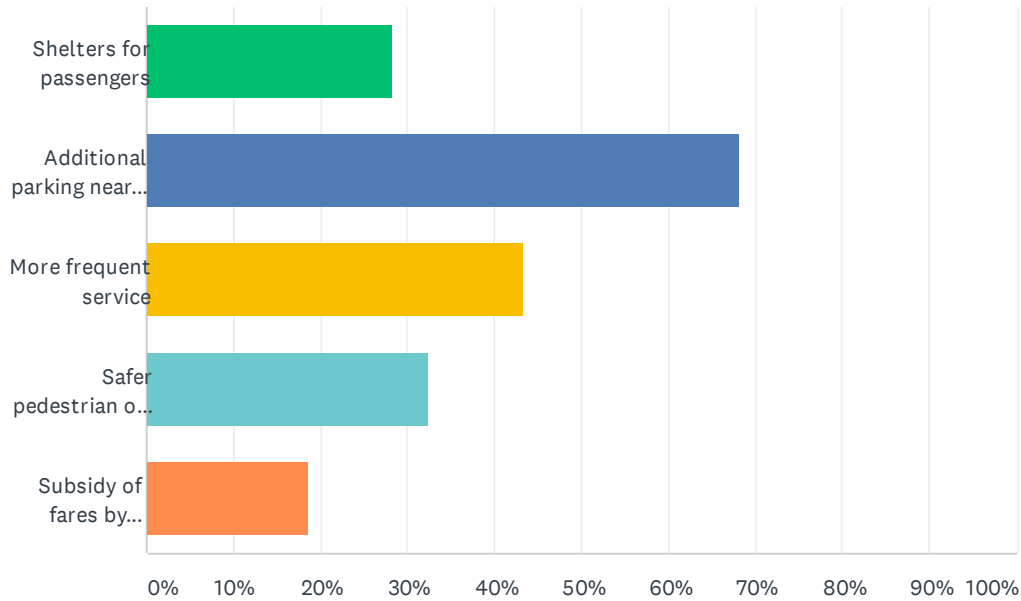
Answered: 2,970 Skipped: 605



ANSWER CHOICES	RESPONSES	
Shelters for passengers	39.97%	1,187
Additional parking near bus stops	33.33%	990
More frequent service	44.38%	1,318
Safer pedestrian or bicycle connections to stops	29.46%	875
Subsidy of fares by employer	12.36%	367
Bus service to additional areas	40.88%	1,214
Total Respondents: 2,970		

Q6 Please check the top two improvements that would cause you to make greater use of the Norristown High Speed Line (or other nearby rail stations).

Answered: 3,000 Skipped: 575



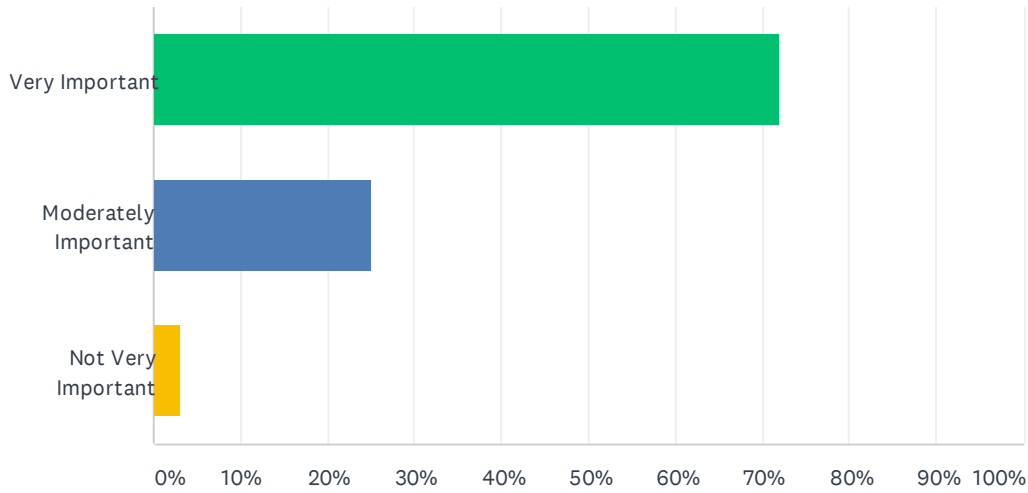
ANSWER CHOICES	RESPONSES	
Shelters for passengers	28.27%	848
Additional parking near stops	68.23%	2,047
More frequent service	43.37%	1,301
Safer pedestrian or bicycle connections to stops	32.40%	972
Subsidy of fares by employer	18.60%	558
Total Respondents: 3,000		

Q7 Please describe a street or transportation problem that you would like to see address, if any.

Answered: 2,096 Skipped: 1,479

Q8 How important is it provide parks and recreation improvements in Haverford Township?

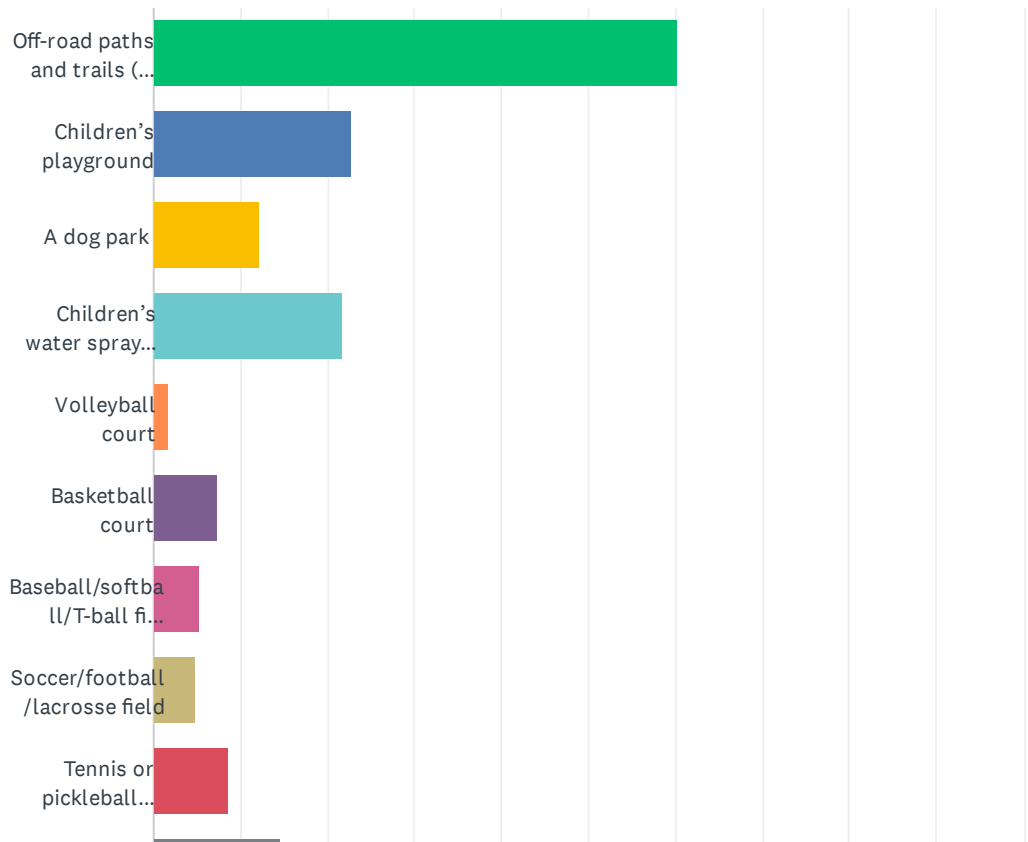
Answered: 3,539 Skipped: 36

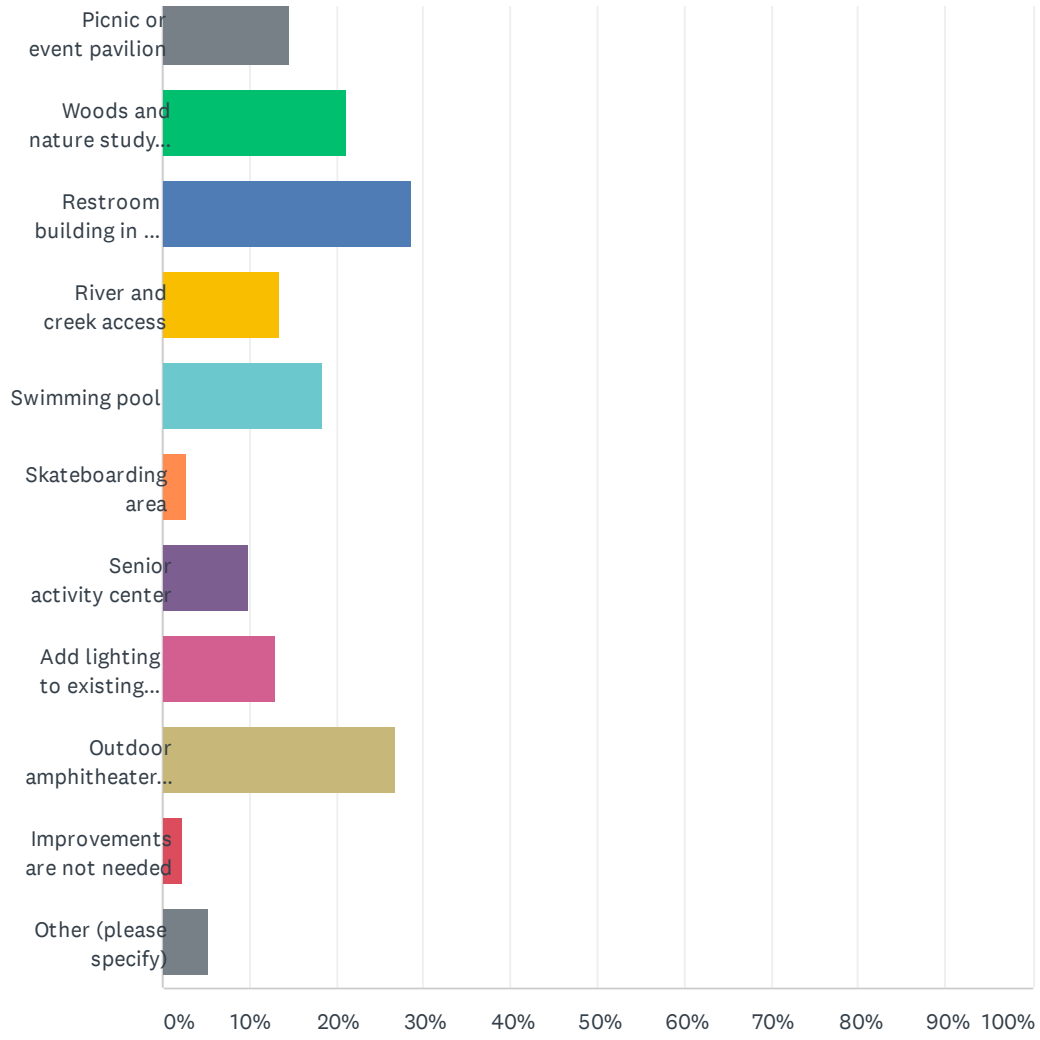


ANSWER CHOICES	RESPONSES	
Very Important	72.00%	2,548
Moderately Important	25.04%	886
Not Very Important	3.19%	113
Total Respondents: 3,539		

Q9 Please check which three types of new parks and recreation improvements you believe should be emphasized in Haverford Township?

Answered: 3,533 Skipped: 42





ANSWER CHOICES	RESPONSES	
Off-road paths and trails (for walking & bicycling)	60.23%	2,128
Children's playground	22.73%	803
A dog park	12.06%	426
Children's water spray area	21.68%	766
Volleyball court	1.67%	59
Basketball court	7.36%	260
Baseball/softball/T-ball field _	5.26%	186
Soccer/football/lacrosse field	4.78%	169
Tennis or pickleball court	8.52%	301
Picnic or event pavilion	14.75%	521
Woods and nature study areas	21.03%	743
Restroom building in a park	28.76%	1,016
River and creek access	13.33%	471
Swimming pool	18.48%	653
Skateboarding area	2.77%	98
Senior activity center	9.82%	347
Add lighting to existing athletic fields or courts	13.05%	461
Outdoor amphitheater for performances	26.83%	948
Improvements are not needed	2.32%	82
Other (please specify)	5.15%	182
Total Respondents: 3,533		

Q10 What do you like most about Haverford Township?

Answered: 2,904 Skipped: 671

Q11 What do you like least about Haverford Township?

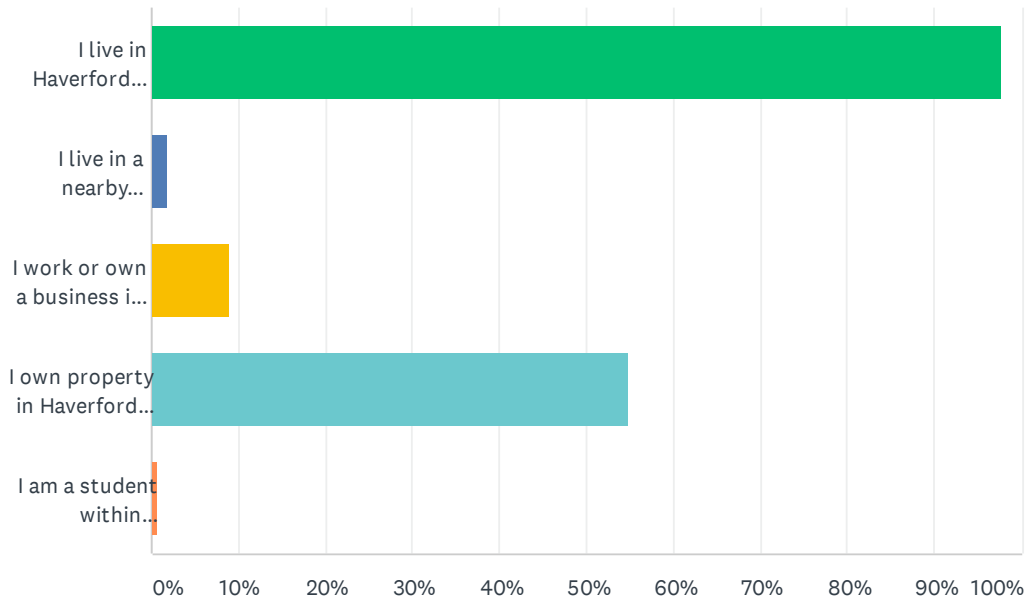
Answered: 2,825 Skipped: 750

Q12 What attracted you to live or do business in Haverford Township?

Answered: 2,879 Skipped: 696

Q13 The last 3 questions are optional. Please check all that apply.

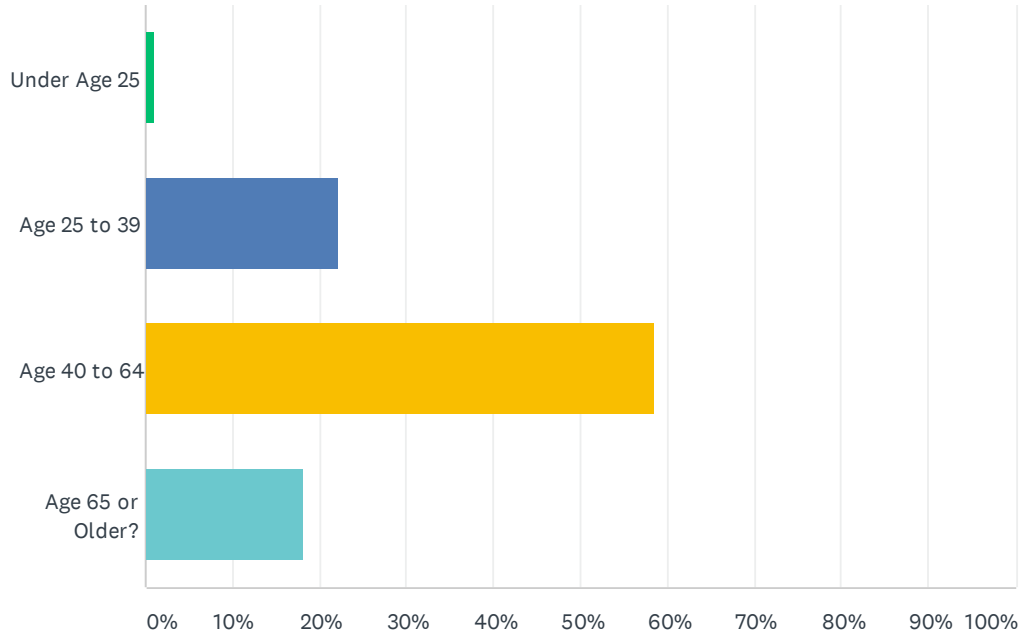
Answered: 3,375 Skipped: 200



ANSWER CHOICES	RESPONSES	
I live in Haverford Township	97.72%	3,298
I live in a nearby community	1.84%	62
I work or own a business in Haverford Township	9.01%	304
I own property in Haverford Township	54.90%	1,853
I am a student within Haverford Township	0.62%	21
Total Respondents: 3,375		

Q14 Are you:

Answered: 3,357 Skipped: 218



ANSWER CHOICES	RESPONSES	
Under Age 25	1.04%	35
Age 25 to 39	22.13%	743
Age 40 to 64	58.62%	1,968
Age 65 or Older?	18.20%	611
TOTAL		3,357

Q15 How many years have you lived in Haverford Township?

Answered: 3,377 Skipped: 198

